

# Dental Application

## Orthodontic Horseshoe Aligners Arch


| PRINTER            | MATERIAL | MODE                    | ARCHES/ TRAY | TRAY SIZE (CM2) | ***RESIN/ TRAY | FULL TRAY PRINT TIME | *MODELS/ 10H DAY | MODELS/ 24H DAY | **\$ PER MODEL 10h | **\$ PER MODEL 24h | FULL TRAY SPEED PER ARCH |
|--------------------|----------|-------------------------|--------------|-----------------|----------------|----------------------|------------------|-----------------|--------------------|--------------------|--------------------------|
| J700™ Dental       | MED670   | Super High Speed        | 56           | 1911            | 616/952        | 3 hr, 5 min          | 224              | 435.9           | 4.42               | 3.62               | 3.3 min                  |
| J5 DentaJet™       | MED620   | High Quality Speed      | 37           | 1174            | 559/635        | 6 hr, 25 min         | 83               | 138.3           | 3.49               | 2.83               | 10.4 min                 |
|                    |          | High Quality High Speed |              |                 |                | 3 hr, 13 min         | 148              | 276.6           | 2.97               | 2.57               | 5.2 min                  |
|                    |          | Super High Speed        |              |                 |                | 2 hr, 8 min          | 185              | 415.0           | 2.84               | 2.48               | 3.7 min                  |
| Origin® One Dental | DM200™   | Optimize 100µ           | 9            | 389             | 92.6           | 25 min               | 190              | 435             | 1.16               | 0.86               | 2.7 min                  |

## Orthodontic Appliance Models

| PRINTER           | MATERIAL | MODE                    | ARCHES/ TRAY | TRAY SIZE (CM2) | ***RESIN/ TRAY | FULL TRAY PRINT TIME | *MODELS/ 10H DAY | MODELS/ 24H DAY | **\$ PER MODEL 10h | **\$ PER MODEL 24h | FULL TRAY SPEED PER MODEL |
|-------------------|----------|-------------------------|--------------|-----------------|----------------|----------------------|------------------|-----------------|--------------------|--------------------|---------------------------|
| J5 DentaJet       | MED620   | High Quality Speed      | 28           | 1174            | 1630/130       | 12 hr, 57 min        | 48               | 51.9            | 8.70               | 8.06               | 27.8 min                  |
|                   |          | High Quality High Speed |              |                 |                | 6 hr, 29 min         | 68               | 103.7           | 8.10               | 7.35               | 13.9 min                  |
| Origin One Dental | DM200    | Optimize 100µ           | 5            | 389             | 126.6          | 35 min               | 79               | 178             | 2.82               | 2.11               | 7 min                     |

## C&B Quadrants

| PRINTER           | MATERIAL | MODE                    | QUAD/ TRAY | TRAY SIZE (CM2) | ***RESIN/ TRAY | FULL TRAY PRINT TIME | *QUADRANTS/ 10H DAY | *QUADRANTS/ 24H DAY | **\$ PER QUADRANT 10H | **\$ PER QUADRANT 24H | FULL TRAY SPEED PER QUADRANT |
|-------------------|----------|-------------------------|------------|-----------------|----------------|----------------------|---------------------|---------------------|-----------------------|-----------------------|------------------------------|
| J5 DentaJet       | MED620   | High Quality Speed      | 70         | 1174            | 956/303        | 8 hr, 49 min         | 140                 | 190.5               | 2.22                  | 2.03                  | 7.6 min                      |
|                   |          | High Quality High Speed |            |                 |                | 4 hr, 25 min         | 226                 | 381.0               | 1.95                  | 1.77                  | 3.8 min                      |
| Origin One Dental | DM200    | Optimize 50µ            | 12         | 389             | 121.4          | 60 min               | 119                 | 258                 | 1.47                  | 1.01                  | 5 min                        |


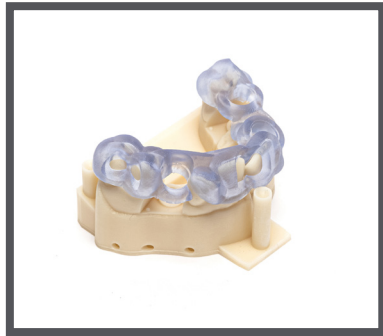


## Surgical Guide Arches

| PRINTER           | MATERIAL | MODE                    | GUIDES/<br>TRAY | TRAY SIZE<br>(CM2) | ***RESIN/<br>TRAY | FULL TRAY<br>PRINT TIME | *GUIDES/<br>10H DAY | *GUIDES/<br>24H DAY | **\$ PER<br>GUIDE 10H | **\$ PER<br>GUIDE 24H | FULL TRAY<br>SPEED PER<br>GUIDE |
|-------------------|----------|-------------------------|-----------------|--------------------|-------------------|-------------------------|---------------------|---------------------|-----------------------|-----------------------|---------------------------------|
| J5 DentaJet       | MED610   | High Quality Speed      | 62              | 1174               | 507/378           | 6 hr, 52 min            | 158                 | 216.6               | 3.25                  | 3.08                  | 6.6 min                         |
|                   |          | High Quality High Speed |                 |                    |                   | 3 hr, 26 min            | 254                 | 433.8               | 3.01                  | 2.85                  | 3.3 min                         |
| Origin One Dental | KeyGuide | Optimize 100μ           | 10              | 389                | 80                | 78 min                  | 80                  | 167                 | 3.6                   | 3.03                  | 7.8 min                         |

## Surgical Guides Quadrants

| PRINTER           | MATERIAL | MODE                    | GUIDES/<br>TRAY | TRAY SIZE<br>(CM2) | ***RESIN/<br>TRAY | FULL TRAY<br>PRINT TIME | *GUIDES/<br>10H DAY | *GUIDES/<br>24H DAY | **\$ PER<br>GUIDE 10H | **\$ PER<br>GUIDE 24H | FULL TRAY<br>SPEED PER<br>GUIDE |
|-------------------|----------|-------------------------|-----------------|--------------------|-------------------|-------------------------|---------------------|---------------------|-----------------------|-----------------------|---------------------------------|
| J5 DentaJet       | MED620   | High Quality Speed      | 111             | 1174               | 733/1111          | 8 hr, 49 min            | 222                 | 302.0               | 2.85                  | 2.73                  | 4.8 min                         |
|                   |          | High Quality High Speed |                 |                    |                   | 4 hr, 25 min            | 375                 | 604.1               | 2.66                  | 2.56                  | 2.4 min                         |
| Origin One Dental | DM200    | Optimize 100μ           | 24              | 389                | 89.4              | 55 min                  | 258                 | 560                 | 1.52                  | 1.31                  | 2.3 min                         |



## Soft Splint

| PRINTER           | MATERIAL       | MODE          | SPLINTS/ TRAY | TRAY SIZE (CM2) | ***RESIN/ TRAY | FULL TRAY PRINT TIME | *SPLINTS/ 10H DAY | *SPLINTS/ 24H DAY | **\$ PER SPLINTS 10H | **\$ PER SPLINTS 24H | FULL TRAY SPEED PER SPLINTS |
|-------------------|----------------|---------------|---------------|-----------------|----------------|----------------------|-------------------|-------------------|----------------------|----------------------|-----------------------------|
| Origin One Dental | KeySplint soft | Optimize 100μ | 9             | 389             | 39.6           | 118 min              | 51                | 101               | 4.27                 | 3.28                 | 13 min                      |



## RPD Patterns

| PRINTER     | MATERIAL | MODE                    | ARCHES/ TRAY | TRAY SIZE (CM2) | ***RESIN/ TRAY | FULL TRAY PRINT TIME | *MODELS/ 10H DAY | MODELS/ 24H DAY | ***\$ PER MODEL 10h | **\$ PER MODEL 24h | FULL TRAY SPEED PER MODEL |
|-------------|----------|-------------------------|--------------|-----------------|----------------|----------------------|------------------|-----------------|---------------------|--------------------|---------------------------|
| J5 DentaJet | MED610   | High Quality Speed      | 43           | 1174            | 206/446        | 8 hr, 59 min         | 86               | 114.9           | 3.01                | 2.72               | 12.5 min                  |
|             |          | High Quality High Speed |              |                 |                | 4 hr, 29 min         | 142              | 229.8           | 2.56                | 2.29               | 6.3 min                   |



\* 10-hour work day+ one tray print scheduled overnight, 261 days/Year. J5 trays made up of most optimal tray arrangement for 10 hours operation. 24-hour lab work day assumed over 250 days/yr. 100% utilization rate.

\*\* Based on Resin, HW, and service cost (not including Labor and post processing as it is defined by the customer)

\*\*\*Resin / support (g) for Polyjet printers, resin (ml) for Origin One Dental

### Stratasys Headquarters

7665 Commerce Way,  
Eden Prairie, MN 55344  
+1 800 801 6491 (US Toll Free)  
+1 952 937-3000 (Intl)  
+1 952 937-0070 (Fax)

1 Holtzman St., Science Park,  
PO Box 2496  
Rehovot 76124, Israel  
+972 74 745 4000  
+972 74 745 5000 (Fax)

[stratasys.com](http://stratasys.com)

ISO 9001:2015 Certified

© 2022 Stratasys Ltd. All rights reserved. Stratasys, Stratasys signet, J700™, J5 DentaJet, Origin One Dental DM200, P3 and/or its subsidiaries or affiliates and may be registered in certain jurisdictions. All other trademarks belong to their respective owners. Product specifications subject to change without notice. CC\_P3\_Dental App Comparison\_0722a

